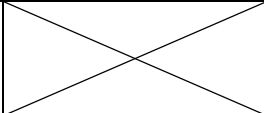
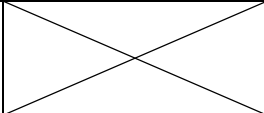
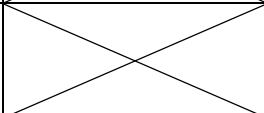
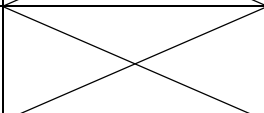


## LOCAL JOBS FIRST PLAN STATE CONTRACTS CONTROL BOARD CONTRACTS

Report for the year: August 2009 – 30 June 2010

RFTs issued	Between \$700,000 and \$1 million	Between \$1 million and \$4 million	More than \$4 million
RFTs issued (#)	3	5	12
RFTs issued (\$)	\$2.73M	\$9.48M	\$749.4M
Contracts awarded (# & \$)	3 - \$2.73M	3 - \$5.78M	10 - \$442.4M
RFTs incorporating LJFP criteria (# & \$)	1 - \$1M	2 - \$2.98M	11 - \$744.4M
Tender evaluations in which a price preference was applied (#)	1	4	8
Contracts incorporating LJFP outcomes (# & \$)		2 - \$2.68M	8- \$267.4M
Information for tenders/purchase orders awarded			
Contracts for which tenderer was successful because of LJFP (# & \$)	Nil	Nil	Nil
SMEs supplying to agency (# & \$) [direct]		Agencies report these details against orders	
SMEs in supply chains (# & \$) [indirect]			
SME jobs impact (#)			

Note: This table covers Requests for Tenders for applicable goods and services issued by NSW Procurement on behalf of the State Contracts Control Board (covering the Board's whole-of-government contracts and Board contracts for individual agencies).