



Transport for NSW

# General Boat Driving Licence

## Knowledge Test Questions

The General Boat Driving Knowledge Test consists of 50 multiple choice questions. In the General Questions section, at least 24 of 30 questions must be answered correctly. In the Compulsory Questions section, all 20 questions must be answered correctly.

This question bank contains a selection of the questions that may be asked in the test. You can use this as a study guide for obtaining a General Boat Licence. Answers appear on the last page of the document.

Use this question bank to review your own answers and your understanding of the Maritime rules and regulations before taking a test at an Authorised Training Provider (ATP) or Service NSW centre.

Please note the question numbers in this document are linked to their codes in the question bank used for General Boat and PWC knowledge tests. Over time, new questions are added to the bank while older questions may be removed, so the number sequencing in this document is not 1,2,3,4,5 etc.

The question bank codes are included with each question in this document (eg mkt\_008-en). After you complete a test, your supervisor can provide the code for any questions you would like to review using this question bank.

# General Boat Driving Knowledge Test

## General Questions

In Section A of the real test you will be asked 30 multiple choice questions. You must answer 24 questions correctly.

To help you practice for the test, we have included a selection of questions that you may be asked in this section.

---

7

**What should you consider about your vessel before travelling to open waters?**

mkt-007\_en

- A. How your vessel performs when towing
  - B. Whether your vessel is stable in enclosed waters
  - C. Whether your vessel is suitable for large waves
- 

10

**What do you need to do before anchoring?**

mkt-010\_en

- A. Ensure you are very close to other vessels
  - B. Ensure you will be in the middle of a shipping channel
  - C. Ensure you have enough space from other vessels and obstacles
- 

11

**Is it important to know about tides?**

mkt-011\_en

- A. Yes, they can impact your ability to navigate safely
  - B. Yes, but only if you are boating on a river
  - C. No, skilled drivers can drive in any depth of water
- 

12

**What is an example of a tidal impact to consider when you are planning to go on the water?**

mkt-012\_en

- A. Tide may indicate thunderstorms approaching
  - B. No example, tides have no impact on boating
  - C. Tide may impact your ability to launch or return to safe harbour
- 

15

**Where is the safest place to build your boating experience?**

mkt-015\_en

- A. Near surf zones on open waters
  - B. In the middle of shipping channels
  - C. Calm, quiet, enclosed waters
-

# General Boat Driving Knowledge Test

## General Questions

---

16

mkt-016\_en

**When building your boating experience, it is a good idea to:**

- A. Take a more experienced boater with you
- B. Go as fast as possible to test the limits of your vessel
- C. Go out in rough conditions

18

mkt-018\_en

**If keeping a proper lookout is difficult, you should:**

- A. Carry on anyway
- B. Speed up to get home quicker
- C. Slow down and assess the conditions

28

mkt-028\_en

**To signal for assistance in an emergency, when is the best time to use your distress flares?**

- A. As soon as you realise you need assistance
- B. Between sunset and sunrise
- C. When you believe there's a chance they will be seen

34

mkt-034\_en

**When can you throw rubbish overboard on NSW waterways?**

- A. Never - all rubbish must be taken ashore for appropriate disposal
- B. Any time - if it consists of biodegradable food scraps
- C. Only between sunset and sunrise

35

mkt-035\_en

**To reduce your impact on the marine environment, where should you avoid driving your vessel?**

- A. Open waters
- B. Mooring areas
- C. Shallow areas which contain seagrasses

36

mkt-036\_en

**To reduce your impact on the marine environment, where should you avoid anchoring your vessel?**

- A. Mooring areas
- B. Open waters
- C. Shallow areas which contain seagrasses

# General Boat Driving Knowledge Test

## General Questions

---

37

**When can you discharge raw sewage overboard into NSW waterways?**

mkt-037\_en

- A. Between sunset and sunrise
- B. Any time if your vessel does not have a toilet
- C. Never

38

**If you see a whale and its calf in the water ahead of your vessel you should:**

mkt-038\_en

- A. Slow down or stop and maintain a distance of at least 300 metres
- B. Quickly turn off your motor
- C. Hold your course and wait for the whales to avoid you

39

**Can waves be higher than the 'significant wave height' in a weather forecast?**

mkt-039\_en

- A. No, all waves will be exactly the significant wave height
- B. Yes, some waves may be up to twice the significant wave height
- C. No, all waves will be within the significant wave height

40

**What does this sign mean?**

mkt-040\_en

- A. Travel at a speed which minimises the wash created by your vessel
- B. Do not wash your vessel in this area
- C. Towing is prohibited in this area



**REDUCE  
WASH**

41

**What should you do to ensure your vessel's wash does not unreasonably impact on other vessels or the shore?**

mkt-041\_en

- A. Travel as close to the shore as possible
- B. Frequently look behind to observe the effects of your wash and adjust your speed if necessary
- C. Travel as close to other vessels as possible

# General Boat Driving Knowledge Test

## General Questions

---

42

mkt-042\_en

**Why must you drive your vessel at a speed that minimises the wash it creates?**

- A. To avoid slowing down your vessel
- B. To avoid making your vessel unstable
- C. To avoid damage or unreasonable impact on other vessels, structures and the shore

43

mkt-043\_en

**What does this sign mean?**

- A. Maximum speed is 4 knots at low tide only
- B. Maximum speed is 4 knots in the directions indicated
- C. Recommended speed is 4 knots only when towing



44

mkt-044\_en

**Do sailing vessels have right of way over powered vessels at all times?**

- A. Yes, if the sailing vessel is in a race
- B. Yes, always
- C. No, not when the sailing vessel is overtaking, or the powered vessel is large and restricted in its manoeuvrability

50

mkt-050\_en

**What does the 'Alpha' dive flag look like?**

- A. Blue flag with centred white square
- B. Yellow and white flag
- C. Blue and white flag with swallow tail

51

mkt-051\_en

**What is the minimum distance you should anchor your vessel from an underwater (submarine) cable?**

- A. 50 metres
- B. 100 metres
- C. 200 metres

# General Boat Driving Knowledge Test

## General Questions

---

52

**What is the minimum safe distance to keep your vessel from a dive flag on the water?**

mkt-052\_en

- A. 60 metres
  - B. 30 metres
  - C. 10 metres
- 

53

**When driving a powered vessel, what is the minimum distance you must keep from a designated swimming area?**

mkt-053\_en

- A. 60 metres
  - B. There are no restrictions
  - C. 30 metres
- 

54

**When driving at 6 knots or more in a powered vessel, what is the minimum distance you must keep from moored vessels where possible?**

mkt-054\_en

- A. 30 metres
  - B. 10 metres
  - C. 20 metres
- 

59

**What is the best definition of 'enclosed waters'?**

mkt-059\_en


- A. Only navigable rivers
  - B. Only dams and reservoirs
  - C. Navigable waters enclosed by land or a port
- 

60

**If you require assistance at sea but there is no immediate danger to your vessel or people on board, which emergency words will you use on marine radio?**

mkt-060\_en

- A. Mayday
  - B. Securite
  - C. Pan pan
- 



# General Boat Driving Knowledge Test

## General Questions

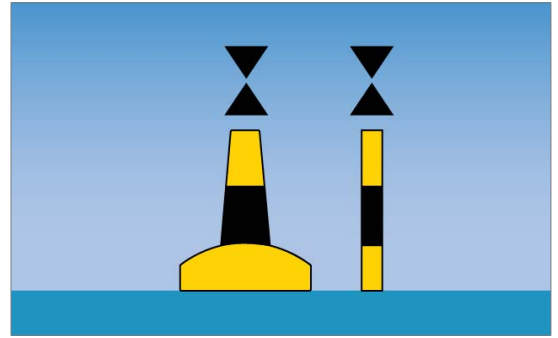
---

61

mkt-061\_en

Looking at the cardinal mark pictured, what would be the safest side to drive your vessel?

- A. East
- B. North
- C. West



66

mkt-066\_en

Are you allowed to attach your vessel to a navigation aid or bridge?

- A. Yes if it is a cardinal mark
- B. No
- C. Yes if it is high tide

69

mkt-069\_en

What should you do before wakeboarding?

- A. Switch on your navigation lights
- B. Blow a whistle to warn others
- C. Check local signage to ensure towing is legal in that area

71

mkt-071\_en

What is the biggest danger to be aware of when operating near rocks or reefs?

- A. Waves can break unexpectedly and capsize your vessel
- B. You could run over a fishing line
- C. Seaweed could clog your engine

72

mkt-072\_en

If you want to attach your vessel to a mooring to go fishing or have a picnic, which buoy should you use?

- A. Blue emergency mooring
  - B. Pink courtesy mooring
  - C. Orange commercial mooring
-

# General Boat Driving Knowledge Test

## General Questions

---

74

mkt-074\_en

**You are towing someone behind your vessel using watersport equipment and rope or line. Who is responsible to ensure the towed person and items do not cause an obstruction or danger?**

- A. The person being towed
- B. Other drivers
- C. You

93

mkt-093\_en

**What is the meaning of a blue and white 'Alpha' flag on a vessel, buoy or float?**

- A. Divers are in this area
- B. Pass on the south side of this area
- C. This is a mooring area

94

mkt-094\_en

**What should you do if you see a blue and white 'Alpha' flag in the water ahead of you??**

- A. Increase speed to get out of the area quickly
- B. Look out for whales, get ready to take photos
- C. Look out for divers, keep a safe distance and speed

95

mkt-095\_en

**How should you pass a vehicular ferry in a channel?**

- A. Slow down to 4 knots or less and pass at a safe distance behind the ferry
- B. Continue at the same speed and go close to the chains
- C. Speed up to cross in front of the ferry

96

mkt-096\_en

**If you see a dredge operating, what should you do?**

- A. Keep well clear and minimise your vessel's wash
- B. Pass as close to the dredge as possible
- C. Nothing, dredges are a low risk





# General Boat Driving Knowledge Test

## General Questions

---

97

mkt-097\_en

**When driving through a mooring area you need to:**

- A. Pass as closely as possible to the moored vessels
  - B. Speed up to pass through the area quickly
  - C. Drive slowly and keep a lookout for dinghies and trailing ropes
- 

98

mkt-098\_en

**What do you need to remember when anchoring in bad weather?**

- A. Attach the anchor line to your vessel's stern, not the bow
  - B. Let out less anchor line than usual
  - C. Let out more anchor line than usual
- 

99

mkt-099\_en

**What is the general rule when anchoring in calm waters?**

- A. Allow 3 times as much line as the depth of water.
  - B. Allow only as much line as the depth of water.
  - C. Allow 2 times as much line as the depth of water.
- 

100

mkt-100\_en

**When anchoring, where should you attach the anchor line to your boat?**

- A. The bow
  - B. The stern
  - C. Any part of your boat
- 

108

mkt-108\_en

**What should you do if you see a speed sign while driving your vessel?**

- A. Don't drive your vessel faster than the speed shown on the sign
  - B. Drive as fast as you like, as long as there are no other vessels nearby
  - C. Drive as fast as you like, because the sign only applies to commercial vessels
-

# General Boat Driving Knowledge Test

## General Questions

**109** What is the best definition of 'open waters'?

mkt-109\_en

- A. Any navigable waterway
- B. Shipping channels
- C. Navigable waters that are not enclosed by a land or port

**113** When must a person being towed (water skiing, wakeboarding or similar activities) wear a lifejacket?

mkt-113\_en

- A. At all times
- B. Only in open waters
- C. Only when the person is aged under 12 years old

**126** What colour is a Special Mark that indicates features such as tide poles, underwater pipes and spoil grounds?

mkt-126\_en

- A. Blue
- B. Yellow
- C. Red

**131** A Special Mark can indicate special features such as:


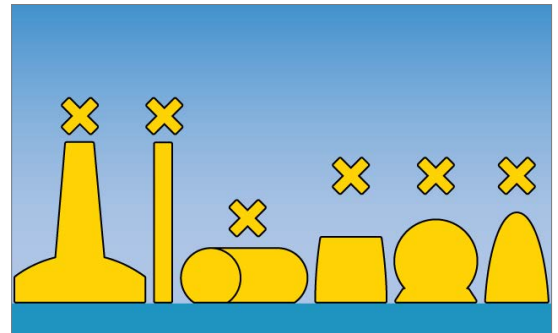

mkt-131\_en

- A. Strong currents
- B. Spoil grounds for waste such as dredged material
- C. Safe mooring areas

**132** Where might you see a red and white striped safe water mark?

mkt-132\_en

- A. In environmentally sensitive areas that contain seagrasses
- B. Marking the boundary of an exclusion zone during special events
- C. In a large shipping channel to indicate the centreline or turning point



# General Boat Driving Knowledge Test


## General Questions

133

mkt-133\_en

**Who must pay attention to the messages on aquamark minibuoy?**

- A. You don't need to pay attention to them unless you are in a canoe or kayak
- B. You don't need to pay attention to them unless you are in a sailing vessel
- C. Everyone driving any type of vessel



134

mkt-134\_en

**The centre line of a large shipping channel may be marked by:**

- A. A yellow special mark
- B. A blue and white flag
- C. A red and white safe water mark

136

mkt-136\_en

**Before travelling under bridges or overhead powerlines, what is the most important thing to consider?**

- A. The height of your vessel
- B. The weight of your vessel
- C. The width of your vessel

137

mkt-137\_en

**You are travelling towards a bridge, and read a sign giving the maximum vessel height (clearance height). When might this height be less than signposted?**

- A. During floods
- B. At low tide
- C. At night

140

mkt-140\_en

**A vessel showing these lights is seen ahead. It is a:**

- A. Powered vessel underway
- B. Powered vessel at anchor
- C. Sailing vessel underway



# General Boat Driving Knowledge Test

## General Questions

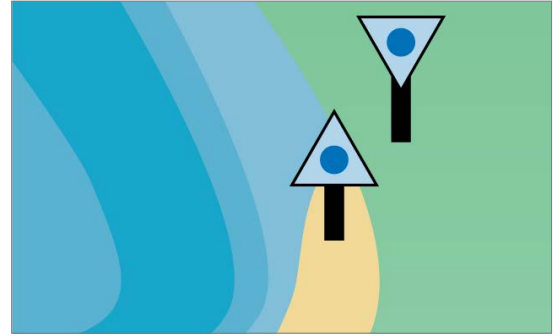
---

144

mkt-144\_en

**When using navigational lead marks, you should:**

- A. Ignore them as they are only used by large commercial vessels
- B. Pass to the right when going upstream
- C. Line the leads up one behind the other, and travel in line with them



150

mkt-150\_en

**What is the minimum number of distress flares you must carry on a vessel on open waters?**

- A. None
- B. 1 orange smoke flare and 1 red hand flare
- C. 2 orange smoke flares and 2 red hand flares

151

mkt-151\_en

**When must a fire extinguisher be carried on board your vessel?**

- A. Only when the vessel has an engine, gas installation, fuel stove or battery
- B. Only when you are heading into open water
- C. Only when it is a commercial vessel

152

mkt-152\_en

**When can you use a distress signal such as a flare, V sheet or EPIRB?**

- A. Only when in distress
- B. When you need to contact someone urgently
- C. At any time

153

mkt-153\_en

**What sound signal indicates that a vessel is operating engines astern to stop, slow or reverse?**

- A. 5 short blasts
- B. 1 short blast
- C. 3 short blasts

# General Boat Driving Knowledge Test

## General Questions

---

158

mkt-158\_en

**How should you care for your lifejackets?**

- A. Regularly air them in sunlight
- B. Leave them in a bucket of cold fresh water in between uses
- C. Clean off salt, check for damage and store them dry, out of sunlight

159

mkt-159\_en

**When do you need a General Boat driving licence?**

- A. Only when driving a powered vessel on NSW waters at speeds over 10 knots
- B. Only when driving a powered vessel on NSW waters at speeds over 20 knots
- C. Only when driving a commercial vessel

160

mkt-160\_en

**What added safety device is recommended to reduce the risk of toxic gases on boats with engines?**

- A. An air purifier
- B. A dehumidifier
- C. A carbon monoxide detector alarm

161

mkt-161\_en

**Why is ventilation so important in enclosed areas of a vessel that contain engines and appliances?**

- A. Adequate natural light is important
- B. Areas may become warmer
- C. Carbon Monoxide (CO) levels may build up

166

mkt-166\_en

**When you are towing people behind your vessel, who is responsible for ensuring they wear a lifejacket?**

- A. Your observer
- B. You
- C. The people you are towing

# General Boat Driving Knowledge Test

## General Questions

---

169

**What is the responsibility of the observer on board a vessel towing people?**

mkt-169\_en

- A. To tell the driver about other vessels approaching from ahead
- B. To watch people being towed by other vessels to see who has the most skill
- C. To watch the towed people and report all matters affecting them to the driver

171

**How many people must be on your vessel when towing people?**

mkt-171\_en

- A. At least 2, the driver and observer
- B. At least 3, the driver and two observers
- C. There are no requirements

172

**What is the maximum number of people that you can tow at once?**

mkt-172\_en

- A. 3
- B. 5
- C. As many as can fit on the tow apparatus

173

**When towing, does the observer need a General Boat or PWC driving licence?**

mkt-173\_en

- A. No, no-one needs a licence to be the observer
- B. Yes, if aged under 16
- C. Yes, but only on open waters

174

**When towing, where must you face if you are the observer?**

mkt-174\_en

- A. Backwards to watch the person being towed
  - B. It doesn't matter as long as you can check on the towed person from time to time
  - C. Forward to ensure you have a clear view of the conditions ahead
-

# General Boat Driving Knowledge Test

## General Questions

---

175

mkt-175\_en

**Can you tow someone through the water while they hold on to your vessel's swim platform?**

- A. Yes, only when your vessel is over 4.8 metres
- B. Yes, but only in calm water
- C. No, not at any time

176

mkt-176\_en

**Children aged under 12 years must wear a lifejacket at all times:**

- A. On all vessels up to 4.8m long
- B. On canoes, kayaks and rowing boats, but no requirement on other vessels
- C. On sailing boats, but no requirement on other vessels

177

mkt-177\_en

**Why are inflatable lifejackets not recommended for children aged under 12 years?**

- A. Because children may forget how to activate a manual inflatable lifejacket in an emergency, or accidentally set off an auto-inflating jacket when playing around the water
- B. Because inflatable lifejackets are very expensive
- C. Because inflatable lifejackets are not available in colours which children like

178

mkt-178\_en

**Why must inflatable lifejackets be serviced regularly?**

- A. They are difficult to fit into storage if you don't get them serviced
- B. The plastic wrapping will wear off if you don't get them serviced
- C. If they are not in working order, they may not inflate when you need them

179

mkt-179\_en

**When must inflatable lifejackets be serviced?**

- A. Only after you have inflated the lifejacket
- B. Only after you notice rust on the CO2 cylinder
- C. Once a year, or in accordance with manufacturer's instructions

# General Boat Driving Knowledge Test

## General Questions

---

180

mkt-180\_en

**When boating on alpine waters, the biggest danger is:**

- A. Exposure to cold weather and cold water
- B. Lack of wind for sailing boats
- C. Crowded parking areas at boat ramps

181

mkt-181\_en

**What does an orange diamond shape signify when displayed on a ferry?**

- A. The ferry is making a detour from its standard route
- B. The ferry has 'priority over sail' Sailing vessels must keep clear
- C. The ferry is on its final run for the day

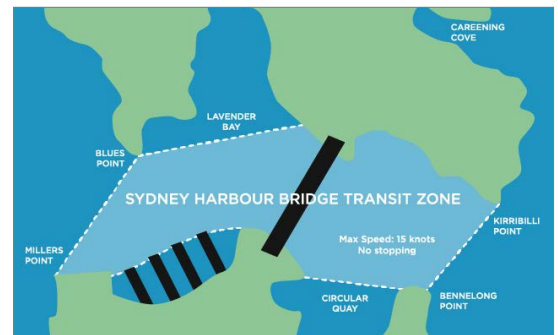


182

mkt-182\_en

**What rules apply in the Sydney Harbour Bridge transit zone?**

- A. Vessels must not stop or drift under the Sydney Harbour Bridge
- B. Vessels must not travel under the Sydney Harbour Bridge
- C. Vessels must travel faster than 15 knots through the transit zone



183

mkt-183\_en

**Can you modify the engine noise control equipment on your boat?**

- A. No
- B. Yes, if it is a small outboard engine
- C. Yes, if it is a small inboard engine



# General Boat Driving Knowledge Test

## Compulsory Questions

In Section B of the real test you will be asked 20 multiple choice questions. You must answer all 20 questions correctly.

To help you practice for the test, we have included a selection of questions that you may be asked in this section.

---

3

**How does drinking alcohol affect your ability to drive your vessel?**

mkt-003\_en

- A. It only affects you in warm weather
  - B. It does not affect your driving ability
  - C. It can make you slower to respond to a sudden hazard
- 

4

**What is the maximum permissible blood alcohol concentration (BAC) for a person 18 years of age or more when driving a recreational vessel in NSW?**

mkt-004\_en

- A. Under 0.05
  - B. Under 0.02
  - C. 0:00
- 

5

**When you are towing people behind a vessel, the blood alcohol concentration (BAC) limits apply to:**

mkt-005\_en

- A. Only the driver
  - B. The driver, observer and people being towed
  - C. Only the people being towed
- 

6

**When can NSW Police drug test you on NSW waterways?**

mkt-006\_en

- A. Only when you are speeding and driving erratically
  - B. Only when you are involved in a collision
  - C. When you are driving a vessel
- 

13

**You are driving a vessel when your vision is suddenly affected by fog. You should:**

mkt-013\_en

- A. Put sunglasses on to improve your vision
  - B. Drive faster to get through the fog more quickly
  - C. Slow down and drive with caution
-

# General Boat Driving Knowledge Test

## Compulsory Questions

---

17

mkt-017\_en

**Why do you need to take extra precautions when boating on cold water?**

- A. If you fall overboard, you are at risk of cold shock and hypothermia
- B. The radio may be hard to switch on
- C. The engine may be hard to start

19

mkt-019\_en

**Should you check weather updates while boating?**

- A. No, because the morning forecast will have all the information for the day
- B. Yes, because weather conditions can change quickly
- C. No, because you can see what is coming

20

mkt-020\_en

**What is the safest speed to drive your vessel?**

- A. The speed which is most fuel efficient
- B. A speed where sudden danger can be avoided
- C. The speed the hull is designed to reach

21

mkt-021\_en

**You are driving vessel A and there is a risk of collision with vessel B. What must you do to avoid a collision?**

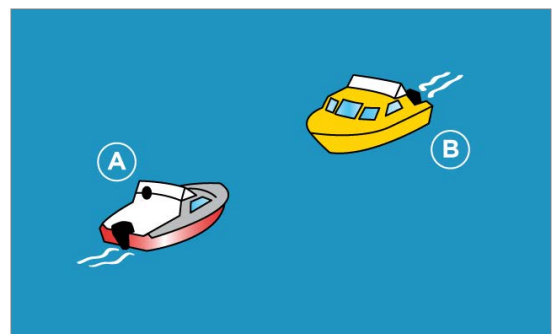
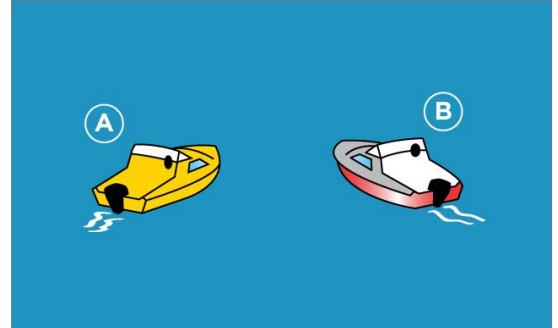
- A. Give way by taking early and substantial action to keep well clear
- B. Maintain your course and speed and wait for vessel B to give way
- C. Make a sound signal to tell Vessel B to alter course

22

mkt-022\_en

**If powered vessels A and B are approaching each other head on, what must both drivers do to prevent a collision?**

- A. Only vessel A must alter course. Vessel B keeps its course and speed
- B. Turn their vessels to port (their left)
- C. Turn their vessels to starboard (their right)



# General Boat Driving Knowledge Test

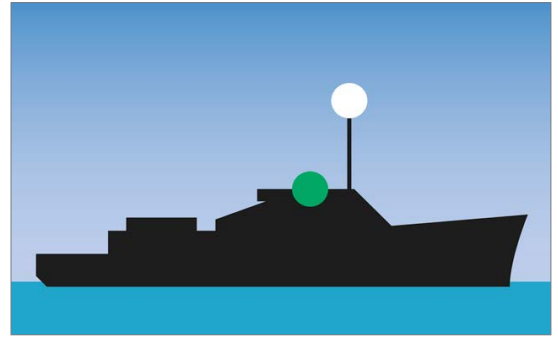
## Compulsory Questions

23

mkt-023\_en

You are driving a powered vessel at night when you see another vessel in front and to your left, displaying green and white navigation lights. Who should give way?

- A. You
- B. The other vessel
- C. The driver of the slowest vessel

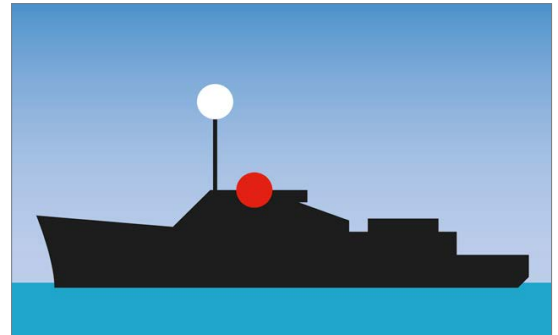


24

mkt-024\_en

You are driving a powered vessel at night when you see a powered vessel in front and to your right, displaying red and white navigation lights. Who should give way?

- A. You
- B. The other vessel
- C. The driver of the slowest vessel



25

mkt-025\_en

You are driving a powered vessel and see a vessel ahead of you displaying these lights. What should you do?

- A. Alter your course to port (left)
- B. Alter your course to starboard (right)
- C. Maintain your speed and course



26

mkt-026\_en

What should you do when approaching a large vessel with restricted manoeuvrability in a channel?

- A. Signal to the larger vessel that you are holding your course
- B. Hold your course and let the larger vessel take any necessary avoiding action
- C. Keep well clear and, if necessary, pass behind at a safe distance

27

mkt-027\_en

You hear a 'mayday' call on the marine radio. Your first response should be to:

- A. Monitor the radio. If a shore station fails to respond, attempt to relay the message
- B. Render assistance immediately
- C. Activate your EPIRB (Emergency Position Indicating Radio Beacon)

# General Boat Driving Knowledge Test

## Compulsory Questions

29

mkt-029\_en

**When should the radio message 'mayday' be used?**

- A. To introduce a strong wind warning
- B. When a vessel has broken down and requires a tow
- C. When a vessel and its occupants are in grave and immediate danger

30

mkt-030\_en

**You are driving a vessel when your vision is suddenly affected by glare from the sun. You should:**

- A. Speed up and hold your course
- B. Slow down or stop until you regain vision
- C. Alter course quickly and sharply away from the sun

31

mkt-031\_en

**If you fall overboard into cold water, what can you do to extend survival time?**

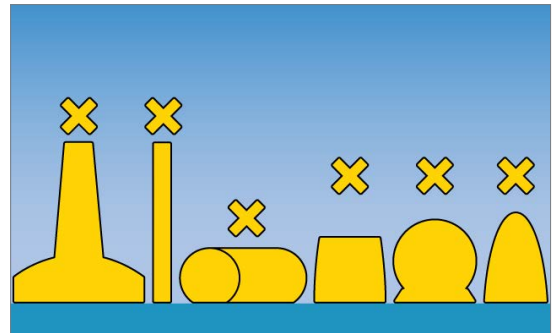
- A. Remove clothing and float on your back
- B. Move constantly and do not remove clothing
- C. Assume the Heat Escape Lessening Posture (HELP) and do not remove clothing

45

mkt-045\_en

**What navigation mark is this and what does it show?**

- A. West cardinal mark - indicates the correct (west) side to pass.
- B. Special mark - special areas such as tide poles or underwater pipes.
- C. Safe water mark - navigable water all around.




46

mkt-046\_en

**What navigation mark is this and what should you do?**

- A. Port lateral mark - keep it on your port side when travelling upstream
- B. North cardinal mark - only pass on the north side
- C. Isolated danger mark - do not pass close on any side



# General Boat Driving Knowledge Test

## Compulsory Questions

---

47

mkt-047\_en

**When returning over a coastal bar, the safest option is to:**

- A. Proceed at speed through the waves
- B. Maintain a position just in front of a wave
- C. Maintain a position behind a wave, but not too close

48

mkt-048\_en

**When should you consider reducing the number of people on board your vessel from the maximum recommended on its Safety Label?**

- A. You don't need to think about the number of people on board
- B. When boating in poor weather conditions or on open waters
- C. Only when operating a commercial vessel

49

mkt-049\_en

**When driving a powered vessel at 6 knots or more, what is the minimum distance you must keep from the shore and structures, where possible?**

- A. 20 metres
- B. 10 metres
- C. 30 metres

55

mkt-055\_en

**When your powered vessel is underway, can your passengers sit with their legs hanging over the side?**

- A. No
- B. Yes, if they hold on tightly
- C. Yes, if they sit on the bow

56

mkt-056\_en

**'Bow riding' is illegal and dangerous. Which of the following is an example of bow riding?**

- A. Sitting on the enclosed seats of a bow rider vessel with arms and legs inboard
- B. Sitting on the bow in a position that increases the risk of falling overboard while the vessel is underway
- C. Sitting with arms or legs over the bow while the vessel is at anchor

# General Boat Driving Knowledge Test

## Compulsory Questions

57

mkt-057\_en

**'Bow riding' is illegal and dangerous. If one of your passengers does this while you are driving your vessel, who can be fined?**

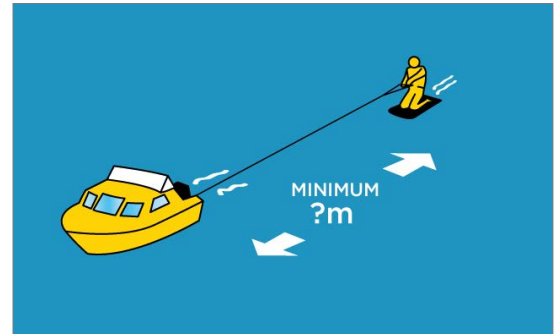
- A. Both you and your passenger
- B. Only you
- C. Only your passenger

58

mkt-058\_en

**What is the minimum distance a towed person must be behind a powered vessel when wakeboarding or wakesurfing, unless the engine has emission controls and the propeller is forward of the back of the hull?**

- A. 5 metres
- B. 3 metres
- C. 7 metres




62

mkt-062\_en

**Looking at the cardinal mark pictured, what would be the safest side to drive your vessel?**

- A. East
- B. North
- C. West

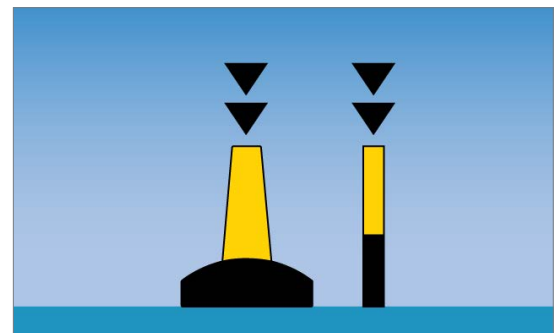


63

mkt-063\_en

**Looking at the cardinal mark pictured, what would be the safest side to drive your vessel?**

- A. East
- B. North
- C. South




64

mkt-064\_en

**Looking at the cardinal mark pictured, what would be the safest side to drive your vessel?**

- A. South
- B. East
- C. North



# General Boat Driving Knowledge Test

## Compulsory Questions

---

67

**What is the maximum engine power you can use to drive a powered vessel?**

mkt-067\_en

- A. The maximum power specified by the vessel manufacturer
- B. Whatever you feel is safe
- C. Whatever the weather conditions allow for

68

**Why should you tell passengers on your vessel not to move about suddenly and without warning?**

mkt-068\_en

- A. They could cause the engine to stop
- B. They could cause the vessel to speed up
- C. They could cause the vessel to capsize

70

**When is it legal to block a channel or fairway?**

mkt-070\_en

- A. Never
- B. When fishing at anchor
- C. Between sunset and sunrise

73

**When is the most dangerous time to cross a coastal bar?**

mkt-073\_en

- A. Slack water (top or bottom of the tide)
- B. On an incoming tide (flood tide)
- C. On an outgoing tide (ebb tide)

101

**When driving in a channel, you should:**

mkt-101\_en

- A. Stay in the middle
  - B. Stay on the starboard (right-hand) side
  - C. Stay on the port (left-hand) side
-

# General Boat Driving Knowledge Test

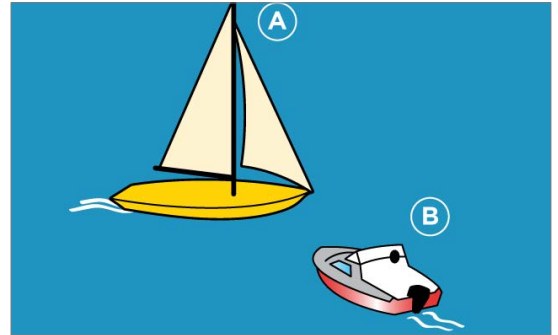
## Compulsory Questions

102

mkt-102\_en

**Vessel A is using its sails and vessel B is using its engine. Who must give way?**

- A. Whichever vessel is travelling the slowest
- B. Vessel B - the powered vessel
- C. Vessel A - the sailing vessel

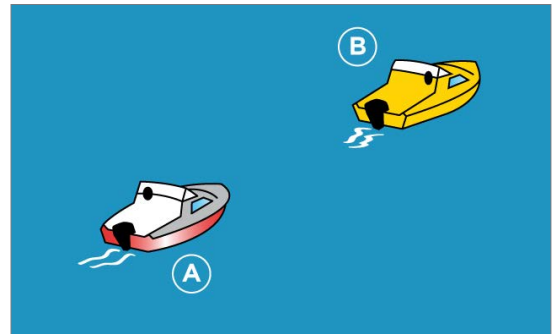


103

mkt-103\_en

**Vessel A is overtaking vessel B. To do this safely, vessel A must:**

- A. Keep well clear and travel at a safe speed
- B. Speed up and minimise the distance between the two vessels
- C. Cut in front of Vessel B as closely as possible

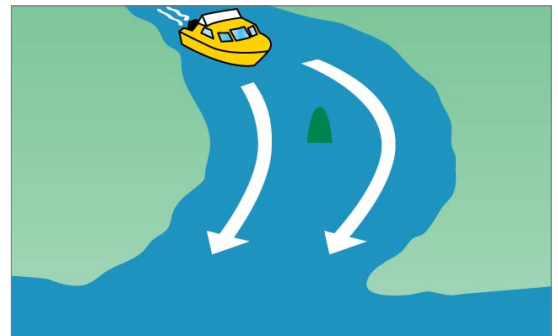


104

mkt-104\_en

**To safely travel downstream (towards the sea), you should keep the green channel mark:**

- A. Either side (it does not matter)
- B. On your starboard (right) side
- C. On your port (left) side

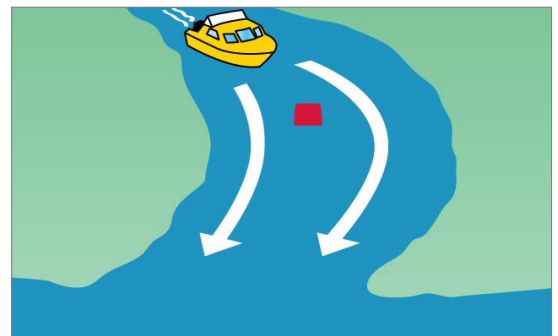


105

mkt-105\_en

**To safely travel downstream (towards the sea), you should keep the red channel mark:**

- A. On your starboard (right) side
- B. On your port (left) side
- C. Either side (it does not matter)



106

mkt-106\_en

**To safely travel upstream (away from the sea), you should keep a flashing green light:**

- A. Either side (it does not matter)
- B. On your port (left) side
- C. On your starboard (right) side





# General Boat Driving Knowledge Test

## Compulsory Questions


---

107

mkt-107\_en

**To safely travel upstream (away from the sea) you should keep a flashing red light:**

- A. On your starboard (right) side
- B. On your port (left) side
- C. Either side (it does not matter)



110

mkt-110\_en

**You are boating alone on enclosed waters in a powered vessel less than 4.8 metres long. What is the minimum level lifejacket you must wear?**

- A. You don't need to wear a lifejacket but must have one on board
- B. Level 100 or above inflatable
- C. Level 50S or above

111

mkt-111\_en

**On a vessel less than 4.8 metres long, when must children under 12 wear a lifejacket?**

- A. Only when crossing a coastal bar
- B. They don't need to wear one, if there are enough lifejackets on board
- C. At all times

112

mkt-112\_en

**You are boating alone on open waters in a powered vessel (not a personal watercraft) less than 4.8 metres long. What type of lifejacket must you wear?**

- A. You don't need to wear a lifejacket but must have one on board
- B. Level 100 or above
- C. Level 50S or above

114

mkt-114\_en

**If you are driving a vessel under 4.8 metres in length and the only other person on board is an 8 year old child, who must wear a lifejacket?**

- A. Both you and the child
- B. Only the child
- C. Only you

# General Boat Driving Knowledge Test

## Compulsory Questions

117

mkt-117\_en

**How many lifejackets do you need on your vessel?**

- A. Enough for you and all your passengers
- B. Only one
- C. Enough for the children on board only

118

mkt-118\_en

**Where must you drive a vessel when in a channel?**

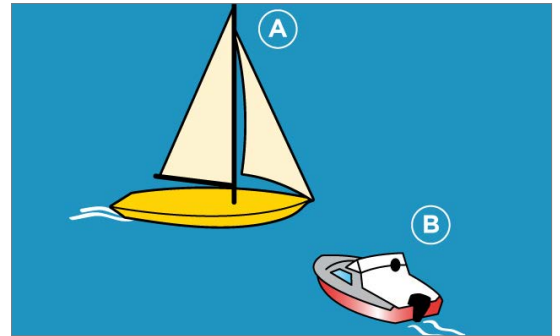
- A. In the middle of the channel
- B. On the starboard (right-hand) side
- C. On the port (left-hand) side

119

mkt-119\_en

**Vessel A is using its sails and vessel B is using its engine. Who must give way?**

- A. The vessel to windward
- B. The sailing vessel A
- C. The powered vessel B

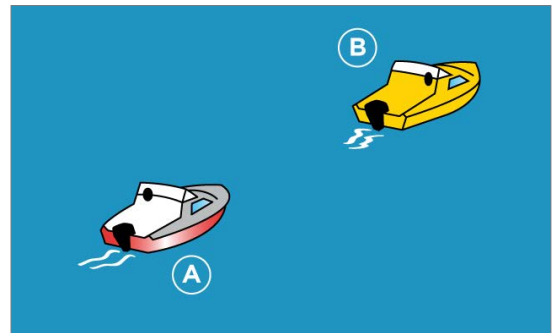


120

mkt-120\_en

**When overtaking another vessel:**

- A. Both vessels should alter course to starboard
- B. Vessel A can only overtake when it is safe, keeping well clear
- C. Vessel B must slow down until vessel A has passed



121

mkt-121\_en

**When travelling downstream (toward the sea) on which side of your vessel should you keep the green channel mark?**

- A. On the port (left-hand) side
- B. Either side (it does not matter)
- C. On the starboard (right-hand) side



# General Boat Driving Knowledge Test

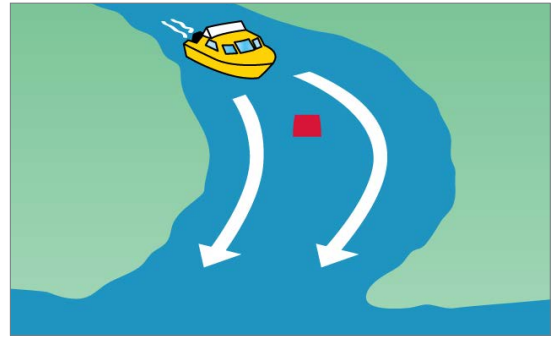
## Compulsory Questions

122

mkt-122\_en

When travelling downstream (toward the sea), on which side of your vessel should you keep the red channel mark?

- A. On the starboard (right-hand) side
- B. On either side (it doesn't matter)
- C. On the port (left-hand) side



123

mkt-123\_en

When travelling upstream (away from the sea), on which side of your vessel should you keep a flashing green light?

- A. Either side (it does not matter)
- B. On the starboard (right-hand) side
- C. On the port (left-hand) side




124

mkt-124\_en

When travelling upstream (away from the sea) on which side of your vessel should you keep a flashing red light?

- A. On the starboard (right hand side)
- B. Either side (it does not matter)
- C. On the port (left hand) side

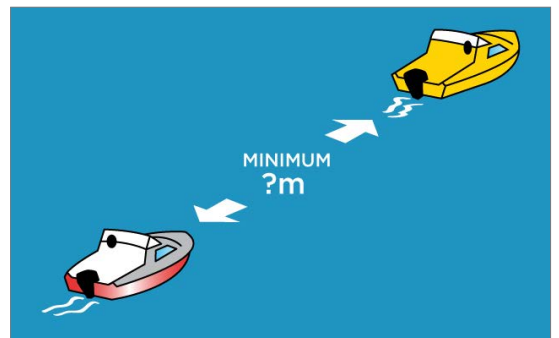


125

mkt-125\_en

When driving at 6 knots or more behind another vessel, what is the minimum distance you must keep between the vessels where possible?

- A. 10 metres
- B. 30 metres
- C. 20 metres



127

mkt-127\_en

You are entering open waters in a powered vessel (not a personal watercraft) less than 4.8 metres long. What type of lifejacket must you wear?

- A. Level 50
- B. Level 50S
- C. Level 100 or above

# General Boat Driving Knowledge Test

## Compulsory Questions

---

128

mkt-128\_en

**You are preparing to cross a coastal bar in a powered vessel (not a personal watercraft). What type of lifejacket must you wear?**

- A. Level 100 or above
- B. Level 50
- C. Level 50S

129

mkt-129\_en

**When assessing if you are driving your vessel at a safe speed, you must consider:**

- A. Visibility, hazards, other vessels, manoeuvrability of your vessel
- B. How fast is the top speed your vessel can go
- C. How soon you can get to your destination

135

mkt-135\_en

**What is the best way to avoid collisions?**

- A. By using sound signals to other vessels in your way
- B. By flashing a light at other vessels in your way
- C. By keeping a proper lookout

138

mkt-138\_en

**You are heading upstream (away from the sea) and see a single red lateral mark. What should you do?**


- A. Ignore because it only applies to big ships
- B. Leave it on your port (left) side
- C. Leave it on your starboard (right) side

139

mkt-139\_en

**You are driving a powered vessel over 7 metres long at 7 knots or more, between sunset and sunrise. What navigation lights must your vessel display?**

- A. Red and green sidelights plus either a white masthead light and white stern light, or all round white light
- B. Red and green sidelights only
- C. A white masthead light only



# General Boat Driving Knowledge Test

## Compulsory Questions

---

141

mkt-141\_en

**What lights must a 7.5 metre powered vessel display when it is drifting at night?**

- A. No lights needed when drifting
- B. All round white light only
- C. Red and green sidelights plus either a white masthead light and white stern light, or an all round white light

142

mkt-142\_en

**When and where must you display navigation lights on a vessel underway?**

- A. From sunset to sunrise and in restricted visibility in all areas
- B. From sunset to sunrise in open waters only
- C. From sunset to sunrise in port areas only

143

mkt-143\_en

**Where should safety equipment be stored on board?**

- A. As far away as possible from passengers
- B. Locked under a bunk
- C. Where it is easy to find and access

145

mkt-145\_en

**What is the main purpose of navigation lights on your vessel?**

- A. To help rescue or emergency response craft find you at night
- B. To indicate your vessel's type and position to other vessels
- C. To light up the waterway ahead like the headlights of a car

146

mkt-146\_en

**A vessel at anchor between sunset and sunrise must display:**

- A. No lights are required
  - B. A masthead light
  - C. An all round white light
-

# General Boat Driving Knowledge Test

## Compulsory Questions

---

147

mkt-  
147\_en

**When must you carry an EPIRB (Emergency Position Indicating Radio Beacon) on your vessel?**

- A. When you go 2 or more nautical miles from shore on open waters
- B. Only between sunset and sunrise
- C. When you go on enclosed waters

149

mkt-  
149\_en

**When must you carry a waterproof torch on a powered vessel (other than a personal watercraft)?**

- A. At all times
- B. Only when going more than 2 nautical miles from shore on open waters
- C. Only between sunset and sunrise

154

mkt-  
154\_en

**Flares, V sheet, map/chart and a compass are some of the items you must carry on your vessel when:**

- A. On enclosed waters at all times
- B. On all waters between sunset and sunrise
- C. On open waters at all times

155

mkt-  
155\_en

**An efficient sound signalling device must be carried:**

- A. Only on powered vessels over 8 metres long
- B. On all powered vessels except PWC
- C. Only on vessels operating between sunset and sunrise

156

mkt-  
156\_en

**When and where must you carry a marine two-way radio on your vessel?**

- A. At all times when you go 2 nautical miles or more from shore on open waters
- B. At all times on all waters
- C. Between sunset and sunrise on all waters.

# General Boat Driving Knowledge Test

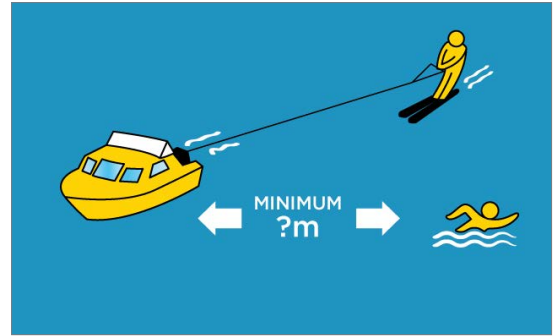
## Compulsory Questions

162

mkt-162\_en

When driving a powered vessel towing a water skier, what is the minimum safe distance you must keep both the vessel and the skier from a person in the water, where possible?

- A. 60 metres
- B. 20 metres
- C. 30 metres

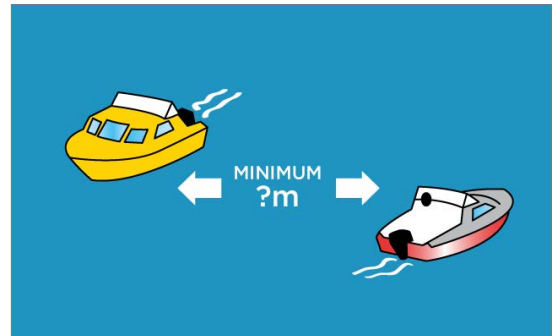


163

mkt-163\_en

When driving a powered vessel at 6 knots or more, what is the minimum safe distance you must keep from another vessel, where possible?

- A. 20 metres
- B. 30 metres
- C. 10 metres



164

mkt-164\_en

The maximum number of people you can tow behind your vessel is:

- A. 5 people
- B. 3 people
- C. Whatever the tow apparatus manufacturer says is okay

167

mkt-167\_en

Water skiing activities can only be undertaken:

- A. From one hour before sunrise until one hour after sunset
- B. Between sunrise and sunset
- C. Any time, as long as the vessel displays navigation lights

168

mkt-168\_en

When towing anyone on an inflatable device such as a tube, which of these statements is correct?

- A. The person on the inflatable device will be able to control its course
- B. The inflatable device will exactly follow the course taken by the vessel
- C. The inflatable device will make wider turns than the towing vessel

# General Boat Driving Knowledge Test

## Answers

### General Questions

7. C	41. B	72. B	132. C	166. B
10. C	42. C	74. C	133. C	169. C
11. A	43. B	93. A	134. C	171. A
12. C	44. C	94. C	136. A	172. A
15. C	50. C	95. A	137. A	173. B
16. A	51. C	96. A	140. C	174. A
18. C	52. A	97. C	144. C	175. C
28. C	53. A	98. C	150. C	176. A
34. A	54. A	99. A	151. A	177. A
35. C	59. C	100. A	152. A	178. C
36. C	60. C	108. A	153. C	179. C
37. C	61. C	109. C	158. C	180. A
38. A	66. B	113. A	159. A	181. B
39. B	69. C	126. B	160. C	182. A
40. A	71. A	131. B	161. C	183. A

### Compulsory Questions

3. C	29. C	67. A	117. A	141. C
4. A	30. B	68. C	118. B	142. A
5. B	31. C	70. A	119. C	143. C
6. C	45. B	73. C	120. B	135. B
13. C	46. C	101. B	121. A	146. C
17. A	47. C	102. B	122. A	147. A
19. B	48. B	103. A	123. B	149. A
20. B	49. C	104. C	124. C	154. C
21. A	55. A	105. A	125. B	155. B
22. C	56. B	106. C	127. C	156. A
23. B	57. A	107. B	128. A	162. A
24. A	58. C	110. C	129. A	163. B
25. B	62. A	111. C	135. C	164. B
26. C	63. C	112. B	138. B	167. B
27. A	64. C	114. A	139. A	168. C