

13 - VERTICAL PANEL JOINT SECTION (PLAN VIEW)

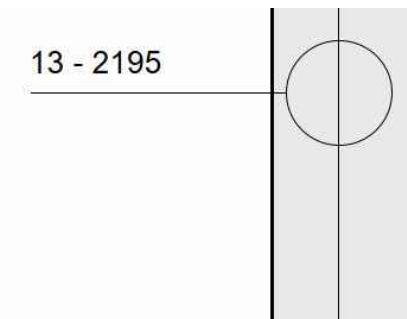
SCALE 1 : 2

- * FOR MASONRY FIXING DETAILS
REFER TO TYPICAL TOP HAT FIXING
DETAILS PACKAGE
- ** NON-COMBUSTIBLE PACKERS OR
TOP HAT CLEAT SYSTEM AS REQUIRED

NOTES:

Specifications



000-AC-GF-DWG-0101, 0102, 0103,
0104, 0105, 0107, 0108

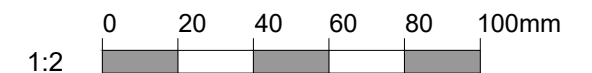


Detail 13

000-AC-GF-DWG-2101

LEGEND:

-  EXISTING STRUCTURE
NOT SUBJECT TO
REMEDIAL WORKS
-  APPROXIMATE LOCATION OF
EXISTING WALL CLADDING



TITLE	VERTICAL JOINT DETAIL	
-------	-----------------------	--

CLADDING	CFC	
----------	-----	--

SUBSTRATE	MASONRY	Rev
-----------	---------	-----

DWG NUMBER	000-AC-GF-DWG-2195	2
------------	--------------------	---