




Front sounds



t



d




n



l



s



z



The **t**, **d**, **n**, and **l** sounds are made with your tongue tip on the ridge behind your top teeth.

The **s** and **z** sounds are made with your tongue behind your teeth.

Children usually learn to say:

t, d, n as in *tap*, *day*, and *net* by 3 years, and
s, z, l as in *sea*, *zip*, and *light* by 4 years of age.



Children sometimes confuse **t** and **d** sounds as they are learning.

They might say: *door* instead of *tore*.

Children might replace **s** and **z** in words with **t** and **d** as they are learning.

They might say: *tore* or *door* for *sore*.



Model front sounds when you are talking together.

Child: I can't find my *tock*.

You: I'll help you find your *sock*. There's your *sock*!

Praise your child for trying to say **front sounds**.

It's OK if your child doesn't say the sounds after you.




Talk about **fixing up front sounds** in words, and give your child an example in your own talking.

You: I *door* the paper. Oops! I said *door* and I meant *tore*!

I need to fix it up. Let's try our quiet front sound for *tore*.

Don't practice mistakes. It is OK to wait until you see a speech pathologist.



t

Tony Turtle

The **t** sound is made with your tongue tip on the ridge behind your top teeth.
It is a short, quiet sound.

Easier words: *teddy, teeth, tea, tin, tip*

Harder words: *tick, toothpaste, toast, tiger, take*

Sing with sounds: Sing a nursery rhyme

I'm a little *teapot*, short and stout,
Here is my handle, here is my spout.
When I get all steamed up, then I shout,
Tip me over, pour me out.

Teddy bear, *teddy* bear,
Turn around.
Teddy bear, *teddy* bear,
Touch the ground.

Play with sounds: Use **t** words in your play together



Take it in *turns* to stack blocks on a *tower*.
Careful it doesn't *topple* over!



Brush your *teeth*, use *toothpaste*, and don't forget to *turn* the *tap* on and off.



Have a *teddy* bear's picnic with *toast* and *tea* at the *table*.

Read with sounds: Visit the library and borrow some books

Tails by Matthew Van Fleet

In the Tall, Tall Grass by Denise Fleming

The Tiger Who Came to Tea by Judith Kerr



d

Dave Dolphin

The **d** sound is made with your tongue tip on the ridge behind your top teeth.

It is a short, noisy sound.

Easier words: *do, door, dot, day, dinner*

Harder words: *dog, dock, doctor, duck, dinosaur*

Sing with sounds: Sing a nursery rhyme

Hey *diddle diddle*, the cat and the fiddle,
The cow jumped over the moon,
The little *dog* laughed to see such fun,
And the *dish* ran away with the spoon.

Hickory *dickory dock*,
The mouse ran up the clock.
The clock struck one, the mouse ran *down*,
Hickory *dickory dock*.

Play with sounds: Use **d** words in your play together



After *dinner* (real or when you are playing), wash the *dirty dishes*. All *done*!



Play with a *doll* or *dinosaur*. Feed it some *dinner* or pretend to visit the *doctor*.



Play a game of *duck, duck, goose*!

Read with sounds: Visit the library and borrow some books

Duck at the Door by Jackie Urbanovic

The Doorbell Rang by Pat Hutchins

How Do Dinosaurs Say Goodnight? by Jane Yolen



n

Ned Numbat

The **n** sound is made with your tongue on the ridge behind your top teeth, and air coming through your nose. It is a long, noisy sound.

Easier words: *no, knee, nod, knock, nose*

Harder words: *necklace, nearly, nest, never, new*

Sing with sounds: Sing a nursery rhyme

Heads, shoulders, *knees*, and toes,
Heads, shoulders, *knees*, and toes,
And eyes, and ears, and mouth, and *nose*,
Heads, shoulders, *knees*, and toes.

Jack be *nimble*,
Jack be quick,
Jack jump over the candlestick!

Play with sounds: Use n words in your play together



Make a *necklace* out of *noodles*. *Nearly* done!



Knock, knock, who's at the door? Pretend that your teddies invited friends to a party.



Use '*no*' and '*not*' to talk about your day. There's *no* juice left. That's *not* mine!

Read with sounds: Visit the library and borrow some books

Noni the Pony by Alison Lester

That's Not My Dinosaur! by Fiona Watt

Nine Men Chase a Hen by Barbara Gregorich



Lindy Lizard

The **l** sound is made with your tongue tip on the ridge behind your top teeth.
It is a long, noisy sound.

Easier words: *leaf, lip, lady, little, lamb*

Harder words: *look, lower, library, lollipop, lemonade*

Sing with sounds: Sing a nursery rhyme

This *little* piggy went to market,
This *little* piggy stayed at home.
This *little* piggy had roast beef,
And this *little* piggy had none.

London Bridge is falling down,
Falling down, falling down,
London Bridge is falling down,
My fair *lady*.

Play with sounds: Use l words in your play together



Talk about what you *like*, do and don't *like*, and things that you *love*.



Pretend to be explorers *looking* and *listening*.
Look at the *leaf*!



Make homemade *lemonade* with some *lemons* and *limes*.

Read with sounds: Visit the library and borrow some books

Five Little Lady Bugs by Karyn Henley

Look Book by Tana Hoban

Leo the Late Bloomer by Robert Kraus



s

Sophie Seal

The **s** sound is made with your tongue behind your teeth. It is a long, quiet 'hissing' sound.

Easier words: *see, silly, sip, seat, sun*

Harder words: *stamp, stick, spider, sandwich, square*

Sing with sounds: Sing a nursery rhyme

Sausages in the pan,
Sausages in the pan,
Sizzle, sizzle, sizzle, sizzle,
Sausages in the pan.

Sally go round the *sun*,
Sally go round the moon.
Sally go round the chimney pots,
On *Saturday* afternoon.

Play with sounds: Use s words in your play together



Play *Simon Says*: *Simon says sing* a song. *Simon says* hop on one foot.



Talk about what you can *see* outside, or in a book. I *see* a...tree. I *see* a...cat.



Make a *sandwich* together. You might have *salami, salad*, and a bit of *salt* on it!

Read with sounds: Visit the library and borrow some books

Can You See What I See? by Walter Wick

Silly Sally by Audrey Wood

Sid and Sam by Nola Buck



Zoe Zebra Finch

The **z** sound is made with your tongue behind your teeth. It is a long, noisy 'buzzing' sound.

Easier words: *zoo, zoom, sizzle, fizzy, scissors*

Harder words: *zip, zebra, busy, xylophone*

Sing with sounds: Sing a nursery rhyme

Zoom, zoom, zoom, we're going to the moon.
Zoom, zoom, zoom, we'll get there very soon.
Five, four, three, two, one,
Blast off!

Old Macdonald had a *zoo*,
Ee-eye, ee-eye, oh.
And at that *zoo*, he had a *zebra*,
Ee-eye, ee-eye, oh.

Play with sounds: Use z words in your play together



Zip the *zipper* on your jacket up and down.
Zip, zip, zip!



Talk about who lives at the *zoo*. Would you have *zebras* and lizards at your *zoo*?



Play with cars or trains. Make them *zoom* and *zig-zag* around the track.

Read with sounds: Visit the library and borrow some books

Going to the Zoo by Tom Paxton

This is a Hospital, Not a Zoo! by Roberta Karim

Busy Lizzie by Hollie Berry