

# FLAG AND EMBLEMS

## OF NEW SOUTH WALES

---



# FOREWORD

---

**Flags and flag-like objects have been in use since the dawn of civilisation. They have been a source of pride and joy and a rallying point leading to acts of great courage and sacrifice.**

A nation's flag is an emblem, which represents its people, its history and its ideals. There are other flags besides national ones. New South Wales and the other states and territories each have their own distinctive flag. The purpose of this booklet is to explain some of the history of the New South Wales flag and Coat of Arms. The NSW Government promotes the flying of both the national and the New South Wales flags and encourages everyone, especially young people, to become familiar with the protocols for the correct use of these flags.

This booklet outlines the rules for the flying of flags. It also contains information about other emblems of our state, such as the waratah, the platypus and the kookaburra.

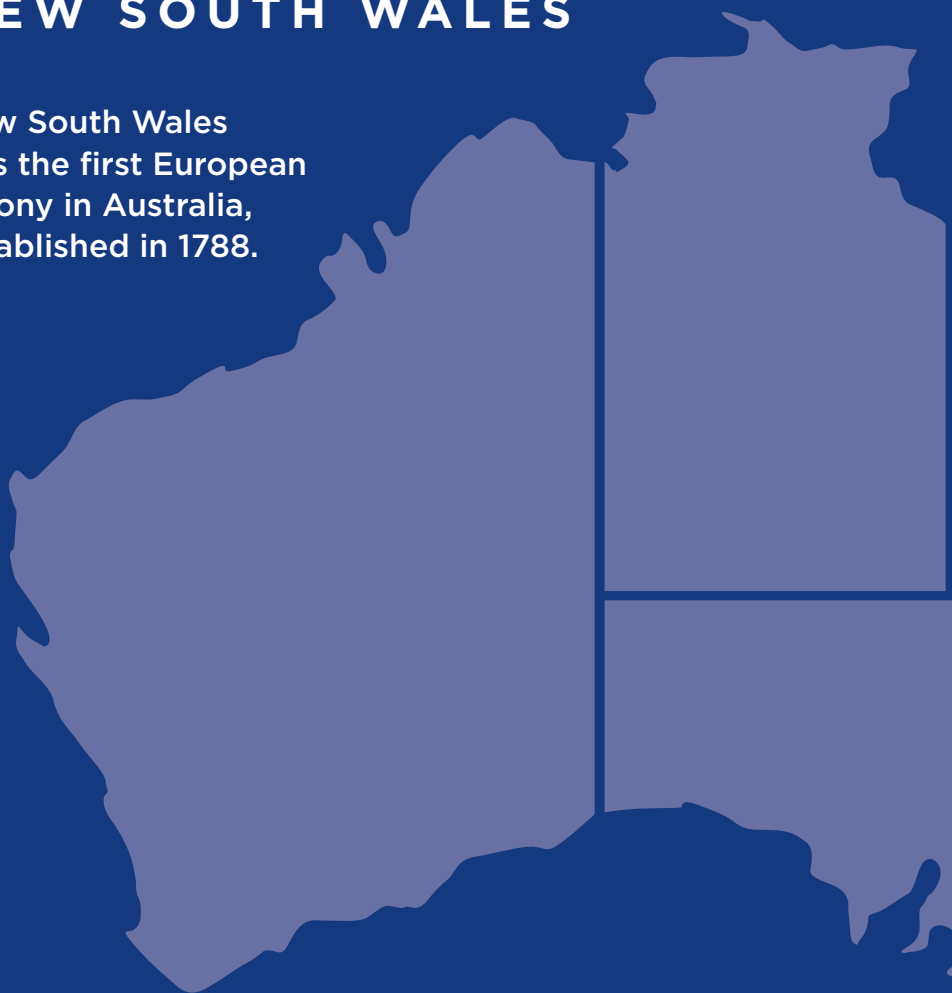
# CONTENTS

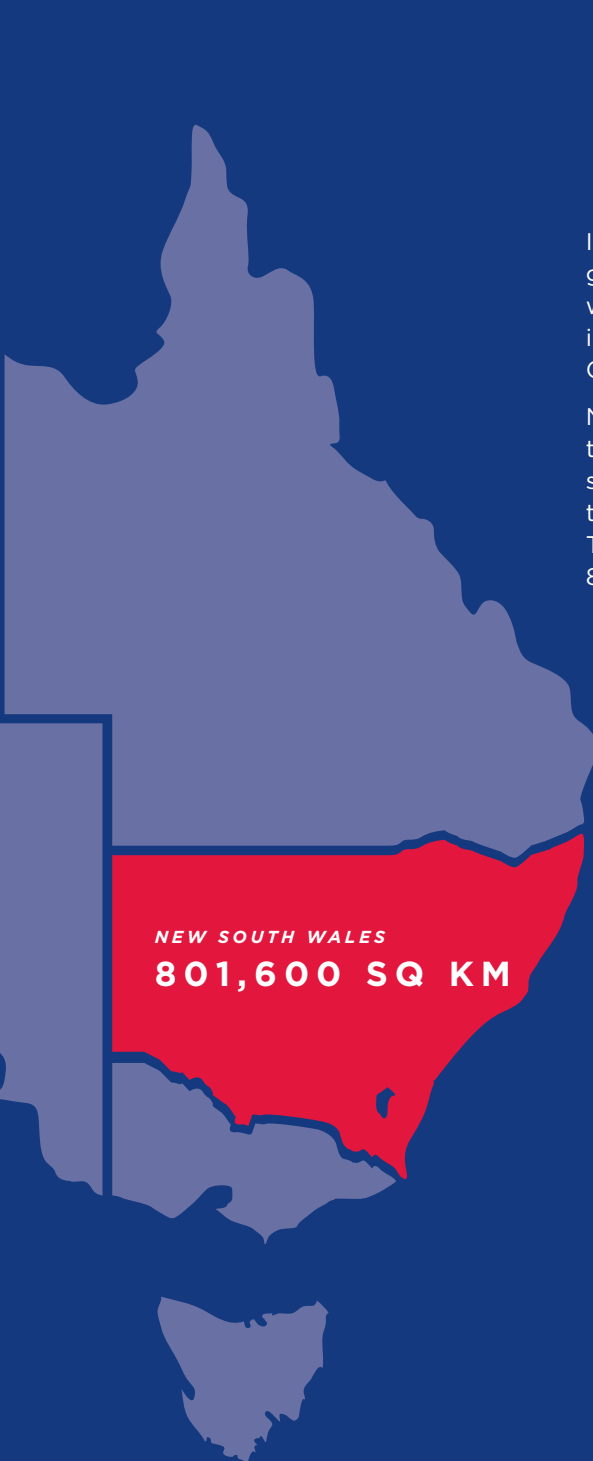
---

History of the New South Wales flag	4
History of the New South Wales Coat of Arms	6
Flying the flag	9
Preparing the flag	16
Special occasions for flying flags	20
Symbols of New South Wales	22

# NEW SOUTH WALES

New South Wales  
was the first European  
colony in Australia,  
established in 1788.






It achieved responsible government in 1856, then joined with the other Australian states in January 1901 to form the Commonwealth of Australia.

New South Wales lies between the 28th and 38th parallels of south latitude and between the 141st and 154th meridians. The total area of the state is 801,600 square kilometres.

*NEW SOUTH WALES*

**801,600 SQ KM**

# HISTORY OF THE NEW SOUTH WALES FLAG



**By the *Colonial Naval Defence Act of 1865* it became lawful for any colony, subject to certain conditions, to provide and maintain its own vessels of war, and these were authorised to wear the Blue Ensign with the seal or badge of the colony in the fly.**

The earliest badge of the Colony of New South Wales was the Red Cross of St George on a silver field. This was authorised in an Order-in-Council of the British Government, dated 7 August 1869.

---

**On 15 February 1876,  
a new badge was  
proclaimed in the  
*New South Wales  
Government Gazette*.**

The notice read:


“His Excellency the Governor has been pleased, with the advice of the Executive Council, to direct that, for the future, the badge of the Colony to be emblazoned in the centre of the Union Jack used by the Governor when afloat, and to

be inserted in the Blue Ensign by vessels in the employment of the Colonial Government, shall be as hereinafter described:

*Argent, on a cross gules a lion passant guardant or, between four stars of eight points also or” (Silver with, on a red cross, a golden lion walking forwards while looking at the viewer, between four gold stars each with eight points).*



# HISTORY OF THE NEW SOUTH WALES COAT OF ARMS



## King Edward VII approved the Coat of Arms in October 1906 with the words:

*"Know ye therefore that We of Our Princely Grace and Special Favour have granted and assigned and by these Presents do grant and assign the following Armorial Ensigns and Supporters for the said State of New South Wales that is to say for Arms Azure a Cross Argent voided Gules charged in the centre chief point with a Lion passant guardant, and on each member with a Mullet of eight points Or between in the first and fourth quarters a Fleece of the*

*last banded of the second and in the second and third quarters a Garb also Or: And for the 'Crest on a Wreath of the Colours a Rising Sun each Ray tagged with a Flame of fire proper: And for the Supporters On the dexter side A Lion rampant guardant: And on the sinister side 'A Kangaroo both Or', together with this Motto, 'Orta Recens Quam Pura Nites'."*



## The New South Wales state crest was gazetted on 18 February 1876.

The central red cross, in a larger silver cross, is the Red Cross of St George, the old badge of the colony. It is also the Navy flag badge and so recognises the work of such naval officers as Captain Cook and governors Philip, Hunter, King and Bligh.

The four stars on the cross represent the Southern Cross – from earliest time a mariner's guide in the south and referred to so often in our poetry and literature as a national symbol.

The lion in the centre is the English Lion derived from the British Arms.

The first and fourth quarterings are the Golden Fleece, a reference to our great achievement in the wool industry.

The second and third quarterings are the Wheat Sheaf, representing our second and great primary industry.

The crest, the Rising Sun, continues the use of our earliest colonial crest, representative of a newly rising country. The livery colours of the Arms, blue and white, mirror the state's sporting colours.

The right-hand supporter, the lion, is a further recognition of the British origin of our first European settlers and the continuing connection between New South Wales and Great Britain.

For the left-hand supporter, the use of the kangaroo is self-explanatory. It is our most distinctive animal, restricted almost entirely to Australia and adopted so often as an emblem of Australia.

The motto of New South Wales "*Orta recens quam pura nites*" may be translated "*Newly risen how brightly you shine*" and, like the rising sun in the crest, is representative of our continuing progress and development.

---

The New South Wales flag consist of two elements:

the Union Jack



the State Badge



---

Colour references for the New South Wales flag are:



**PANTONE® 485**



**PANTONE® 2758**



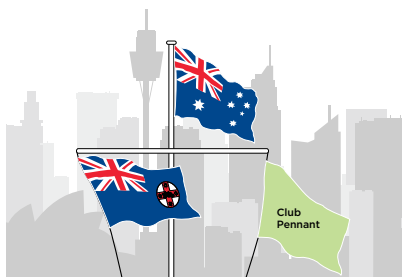
**PANTONE® 123**

# FLYING THE FLAG

**The following is an outline of the general procedure to be followed in flying the New South Wales state flag alone or in combination with the Australian national flag and other flags or pennants.**

The state flag represents all the people of New South Wales equally and, as the state's chief symbol, it should be treated with dignity and care.

Inquiries about the flying of flags in ways not covered in this section should be directed to Protocol New South Wales, Department of Premier and Cabinet.



## When flying flags on, or in front of:

### a. A building with one flagpole with cross arms

- (i) The Australian national flag is flown from the halyard on the left of the observer facing the building.

The New South Wales state flag is flown from the halyard on the right of the observer facing the building.

or

- (ii) The Australian national flag is flown from the masthead.

The New South Wales state flag is flown from the halyard on the left of the observer facing the building.

A house flag or club pennant is flown from the halyard on the right of the observer.

### b. A building with two flagpoles of equal height

The Australian national flag is flown on the flagpole on the left of the observer facing the building.

The New South Wales state flag is flown on the flagpole on the observer's right.

### **c. A building with three flagpoles of equal height**

#### **When flying another national flag:**

- (i) The Australian national flag is flown on the flagpole on the left of the observer facing the building.

Other national flags are flown on the centre flagpole.

The New South Wales state flag is flown on the flagpole to the observer's right.



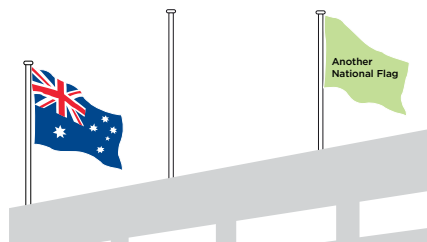
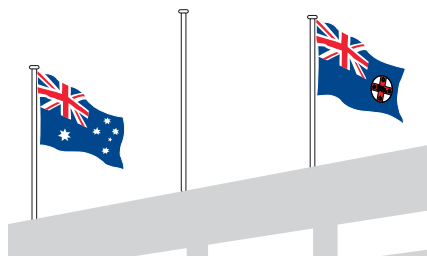
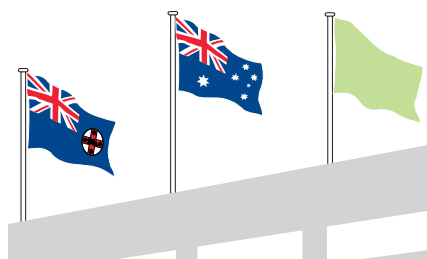
#### **When flying a house flag or club pennant:**

- (ii) The Australian national flag is flown on the flagpole on the left of the observer facing the building.

The New South Wales state flag is flown on the centre flag pole.

A house flag or club pennant is flown on the flagpole on the observer's right.





**d. A building with three flagpoles, when the centre pole is higher than the other two**

The Australian national flag should be flown from the centre pole.

The New South Wales state flag is flown on the flagpole on the left of the observer facing the building.

A house flag or club pennant is flown on the flagpole on the observer's right.


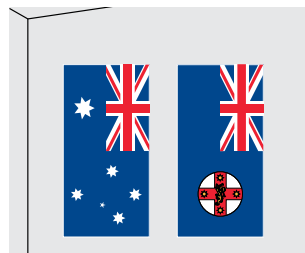
*Note: If only the Australian national flag and the New South Wales state flag are available, they should be flown on the two outside poles (omitting the higher centre pole).*

If two national flags are to be flown, they should be flown on the two outside poles (omitting the higher centre pole).

No national flag should be flown higher than another.

## When displayed against a wall

The top left quarter of the flag is to be placed uppermost on the observer's left.



## When displayed from cross-staffs

The Australian national flag should be on the left of the observer facing the flags. The staff should be in front of the staff of the other flag.



## In a line of flags carried abreast

The Australian national flag should be carried at each end of the line.

The New South Wales state flag is flown to the right of the Australian national flag (as seen by a viewer facing the flag bearers).





## Two flags are carried abreast

The Australian national flag is carried on the right facing the direction of movement.

The New South Wales state flag is carried on the left of the national flag.



## When displayed in a semi-circle

In a semi-circle of flags, the Australian national flag should be in the centre, with the New South Wales state flag positioned on the right.



## When displayed in an enclosed circle

In an enclosed circle of flags, the Australian national flag should be flown on the flagpole immediately opposite the main entrance to the building or arena, with the New South Wales state flag positioned on the right.



## Half-masting of flags

Flags are flown at the half-mast position as a sign of mourning.

The flag is brought to the half-mast position by first raising it to the masthead and immediately lowering it slowly to the half-mast position. The flag should be raised again to the top before being lowered for the day. The position of the flag when flying at half-mast will depend on the size of the flag and the length of the flagpole.

It is essential that it be lowered at least to a position recognisably 'half-mast' so as to avoid the appearance of a flag which has accidentally fallen away from the masthead owing to a loose halyard. A satisfactory position for half-masting would normally be when the top of the flag is one-third of the distance down from the top.

In regard to the half-masting of flags on Anzac Day and Remembrance Day, please refer to the section of the booklet headed 'Special occasions on which flags should be flown'.



*Under no circumstances should a flag be flown at half-mast at night, whether or not the flag is illuminated.*

# PREPARING THE FLAG

## CEREMONIAL RAISING OR STORAGE


Ideally, and when possible, the flag should be raised at 8.00am and lowered at sunset. Flags should be dried before storing and repaired or replaced when torn or faded.

The following diagrams will assist with the proper folding of your flag.


## FOLDING THE FLAG

1. Start like this.
2. Fold it lengthwise once and then once again.
3. Bring the two ends together.
4. Now concertina by folding backwards and forwards, until it is neatly bundled.
5. It is kept bundled by winding the rope under itself.


1



2



3



4



5



## **USE OF THE STATE FLAG OF NEW SOUTH WALES BY PRIVATE INDIVIDUALS**

As the premier symbol of NSW, the flag represents all the people of the state. The NSW Government encourages the use of the flag by private individuals, businesses and organisations. The New South Wales flag should be flown or displayed in a dignified way and treated with respect.

## **DISPOSAL OF FLAGS**

When a flag becomes dilapidated and is no longer in a suitable condition for use, it should be destroyed privately in a dignified way.

## POINTS TO REMEMBER

National flags of sovereign nations should be flown on separate staffs and at the same height. If possible, all flags should be the same size.

The Australian national flag should be hoisted first and lowered last.

The flag should always be flown or displayed in a dignified manner and flags should never be used for the unveiling of a monument or plaque, or used as a table or a seat cover, or let fall onto or lie upon the ground. If a purely decorative effect is desired without the involvement of precedents, it is better to confirm the display to flags of lesser status, e.g., house flags, or pennants of coloured bunting.

Flags should never be flown at night unless properly illuminated.

It is desirable to avoid flying more than one flag from the same halyard.

It is undesirable that a tattered or dilapidated flag be flown or displayed. When a flag is no longer suitable for use it should be destroyed privately.

Special rules have been announced covering the flying of the United Nations flag. All members of the United Nations have agreed that on United Nations Day, 24th October, if one position only is available, the United Nations flag should be flown.

# SPECIAL OCCASIONS FOR FLYING FLAGS

<b>1 January</b>	<b>Anniversary of the establishment of the Commonwealth of Australia</b>
<b>26 January</b>	<b>Australia Day</b>
<b>13 February</b>	<b>Apology to members of the Stolen Generation</b>
<b>March, second Monday</b>	<b>Commonwealth Day</b>
<b>25 April</b>	<b>ANZAC Day</b> Flags flown at half-mast until noon then full-mast for the remainder of the day
<b>27 May – 3 June</b>	<b>National Reconciliation Week</b>
<b>June, second Monday</b>	<b>The Queen's Birthday</b>
<b>First full week of July</b>	<b>NAIDOC Week</b>

<b>3 September</b>	<b>Australian National Flag Day</b>
<b>17 September</b>	<b>Citizenship Day</b>
<b>29 September</b>	<b>New South Wales Police Remembrance Day</b>
<b>12 October</b>	<b>New South Wales Terrorism and Homicide Victims Remembrance Day</b>
<b>24 October</b>	<b>United Nations Day</b>
<b>11 November</b>	<b>Remembrance Day</b> Flags are flown at full-mast from 8.00am to 10.30am. Lower to half-mast until 11.02am, then raise to full-mast for the remainder of the day. In addition, flags are flown on special occasions and at half-mast for State Funerals, State Memorials and funerals of Heads of State of other countries.

# SYMBOLS OF NEW SOUTH WALES

## Waratah

*(Telopea Speciossima)*

The botanical name for this plant, which has been adopted as the Floral Emblem for New South Wales, is *Telopea speciossima*, which comes from the Greek 'Telopos' – seen from afar; and the Latin 'Speciossima' – very beautiful. The name 'waratah' comes from the language of the Eora people.

The waratah bloom is actually a collection of small individual flowers, arranged in a dense cluster at the top of the stem and surrounded by bright red bracts. This colour and design attracts many native birds, which perch on the blossoms to drink the nectar, and pollinate the flowers in doing so.

In Aboriginal myth, the waratah with its nectar was much loved by the great hunter Wamili. When Wamili was struck blind by lightning, the Kwinis, tiny bush spirits, made the cluster of small flowers of the waratah more rigid so the blind hunter could distinguish it by touch.



The waratah's stiff, elongated leaves enhance its beauty. The leaves – like those of gum leaves – turn sideways to the sun to escape the full blaze of its heat.

The waratah is also greatly prized by gardeners. Under cultivation, it flowers even more richly and is a favourite at exhibitions. However, it should be noted that waratahs are protected by law and no part of the plant may be picked.

*Proclaimed 1962.*

Image source: Stuart Cohen/  
Office of Environment and Heritage



## Kookaburra

*(Dacelo Novaeguineae)*

One of the most familiar sounds in the bush is the extraordinary chorus of laughter of the kookaburra or 'laughing jackass' as it is sometimes called. It is usually heard in the morning and evening. The true function of this famous call is to advertise a kookaburra's territory. Unlike most of their kingfisher relatives, kookaburras occupy the same patch of country all year round.

The kookaburra is a bird of the forest edges and clearings as well as the more open savannah woodland country. They have also adapted well to life in our towns and suburbs. They are quick to learn when easy 'tucker' is available and will become quite tame if fed on raw meat.



Unfortunately, they will also help themselves to fish in garden ponds and tend to frighten off smaller birds.

*Proclaimed 1971.*

Image source:  
Rosie Nicolai/Office of Environment  
and Heritage

## Platypus

*(Ornithorhynchus Anatinus)*

Platypuses live in rivers and streams of eastern Australia, as far north as Cape York in Queensland and south to Tasmania. They are one of only two egg-laying mammals, or monotremes (the other being the echidna), which are only found in the Australasian region. They are well adapted to a life in water, with close, plush-like fur, a flattened tail and webbed feet.

They feed on freshwater yabbies, worms, insects and their larvae, and snails, nosing in the mud and gravel with their sensitive bills.

The adult male has a poison spur on the heel of each hind foot. A person struck by the spur can become very ill, displaying symptoms similar to a snake bite.



Platypuses were once killed for their beautiful fur and the numbers and range of the animals fell alarmingly. Since they were given legal protection in the 1920s, their decline has been halted and they are now re-established in many areas.

*Proclaimed 1971.*

Image source:

Gary Ramage taken at Taronga Zoo  
CC by attribution-noncommercial

## Eastern blue groper

*(Achoerodus Viridis)*

An inquisitive and friendly fish, the eastern blue groper was proclaimed in 1998 as the fish emblem of New South Wales, the first state to identify a fish as a state emblem.

A member of a group of fish known as wrasses, the once-endangered creature has made a strong recovery from over-fishing as a result of state laws limiting exploitation of the species.

Strongly territorial, inhabiting rocky reefs and river estuaries along the New South Wales coastline, the eastern blue groper is very responsive to contact with humans. It's no wonder it is a favourite of the diving fraternity, who have found the fish willing to accept being hand-fed and to welcome close encounters of the submarine kind.



Though the blue groper is in no danger from spearfishing, it is likely to be 'shot' by underwater photographers keen to capture the beautiful blue of the male fish, or the green-brown to golden colour of the female.

*Proclaimed 1998.*

Image source:  
Rick Stuart-Smith/Reef Life Survey.  
CC by attribution-noncommercial

### **Black opal**

The black opal is the most rare and valuable type of opal. The Australian black opal is its rarest and most valuable form, at times reaching carat prices rivalling those of the best diamonds. It is called black opal because it has a dark grey to black background.

Lightning Ridge in north-western New South Wales produces black opal of the highest quality and much of the world's supply of darker opal.

*Proclaimed 2008.*




## Mandageria fairfaxi

*Mandageria fairfaxi* was a large, air-breathing sarcopterygian (lobe-finned) fish that grew up to 1.7 metres long and had powerful jaws lined with many large fangs. It was the largest fish and top predator among the eight species of fish known from the Canowindra fossil deposit.

Fourteen specimens of *M. fairfaxi* were discovered in 1993 near Canowindra in a palaeontological dig led by Dr Alex Ritchie, a research scientist at the Australian Museum. This site contains a unique late Devonian (360–370 million years ago) faunal assemblage, with eight species and four genera known only from New South Wales. *M. fairfaxi* is the largest fish discovered at the Canowindra site to date.

*M. fairfaxi* belongs to the tetrapodomorphs, a group including the tetrapods and their immediate ancestors, the sarcopterygian fish.



In the Late Devonian these vertebrates exhibited the beginnings of the transition from fins to limbs, and from using gills in water to breathing air. Tetrapodomorphs are significant because they are considered the ancestors of all land vertebrates, including humans.

The Canowindra site represents a mass grave of thousands of fish trapped in a shrinking lake or billabong. The dead fish were rapidly covered by sediments that preserved them with little disturbance. This ensured that the fossils of these important fish were complete and in excellent condition.

*Proclaimed 2015.*

Image source:

A computer-generated image of *Mandageria fairfaxi*, created by 3D laser scanning of a life-size clay reconstruction of the fossil fish made by Bruce Loomes, Honorary Collection Manager of the Age of Fishes Museum, Canowindra







© State of NSW 2019

#### **Disclaimer**

While every reasonable effort has been made to ensure that the facts contained within this document are correct at time of printing, the state of NSW, its agents and employees, disclaim any and all liability to any person in respect of anything or the consequences of anything done or omitted to be done in reliance upon the whole or any part of this document.

#### **Copyright notice**

In keeping with the NSW Government's commitment to encourage the availability of information, you are welcome to reproduce the material that appears in this document for personal, in-house or non-commercial use without formal permission or charge. All other rights reserved. If you wish to reproduce, alter, store or transmit material appearing in this document for any other purpose, request for formal permission should be directed to the Department of Premier and Cabinet, 52 Martin Place, Sydney. You are required to acknowledge that the material is provided by this document or the owner of the copyright.

