




Project Remediate

Briefing for the building and construction industry



How we got here – NSW Cladding Taskforce



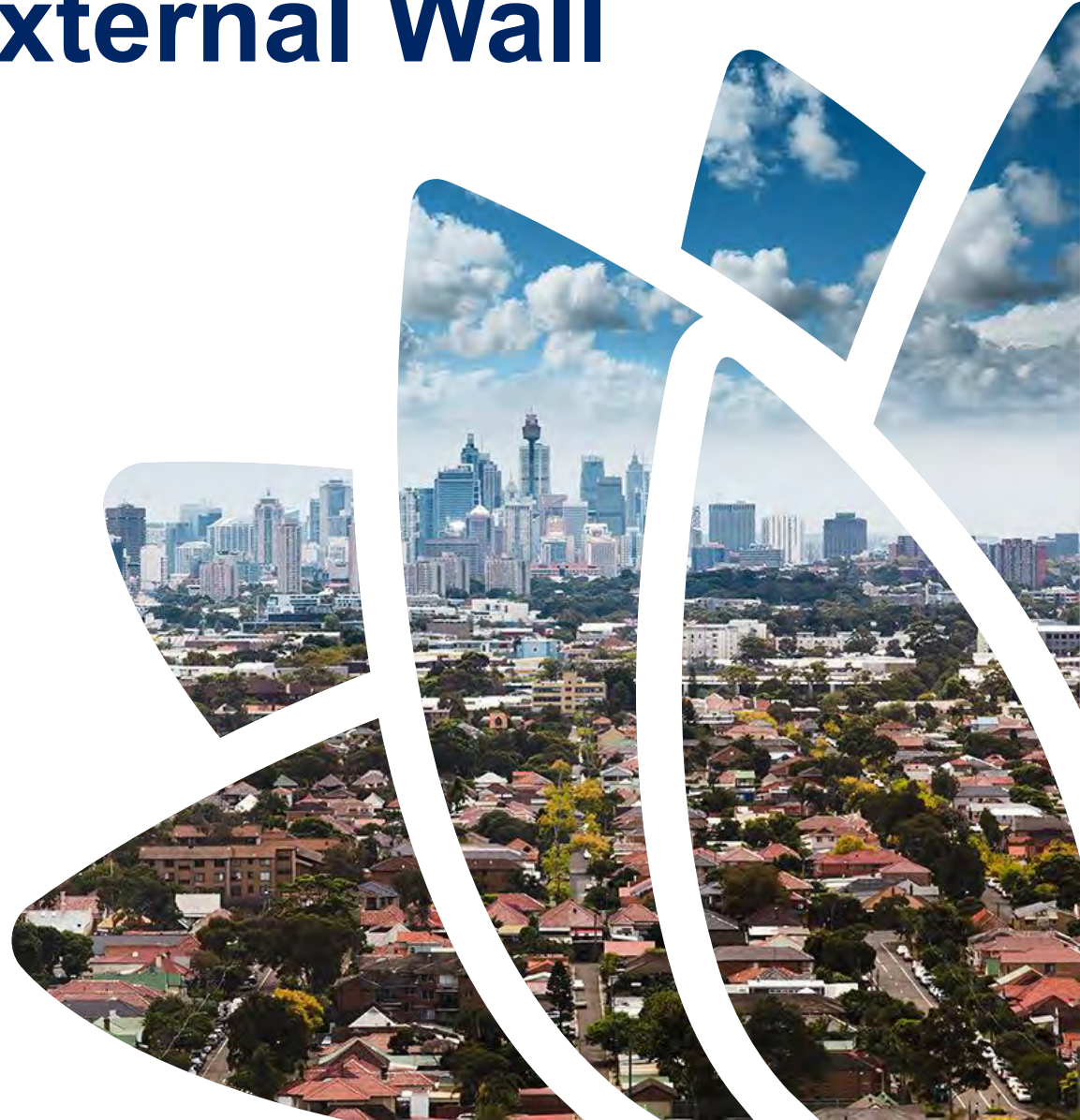
NSW Fire Safety and External Wall Cladding Taskforce

John Tansey

Executive Director, Policy & Strategy

Chair, NSW Cladding Taskforce

Department of Customer Service



About the NSW Cladding Taskforce

Grenfell Tower fire - 14 June 2017

Taskforce established - 21 June 2017

Membership: DCS/Fair Trading, Data Analytics Centre, Dept of Planning, Fire & Rescue NSW, Office of Local Govt, Premiers Dept, Treasury.

NSW Government 10 Point plan announced 28 July 2017

Taskforce responsibilities = Oversee and/or deliver 10 point plan actions:

- Building identification and inspections
- Engagement with owners and residents
- Collaboration with consent authorities
- Expedite other law reforms

Cladding Taskforce - background

Building identification – data sources:

- Data Analytics Centre (DAC) – private data source
- DPIE approvals
- Fire & Rescue inspections
- Local Government identification
- Government buildings - review by agencies.



Key figures:

- Data review = 185,00 records from 1985 onwards
- Over 4000 buildings/sites identified and inspected since June 2017.
- 393 buildings still to be cleared or rectified; includes ~ 239 residential.

Cladding Taskforce – background (continued)

Buildings categorised as ‘high-risk’ following Fire & Rescue inspection - if cladding identified of a **type, amount** and **configuration** that increased the risk of fire spread and risk to occupants or firefighters.

Partnership with local councils

- Cladding Support Unit established August 2019 – one-stop-shop

Owners: Need for guidance and assistance

- Project Remediate developed to provide funding assistance, technical expertise and building assurance.

Managing Contractor and consultant teams expectations



Program expectations and standards



Customer service standards



Everyone home safe



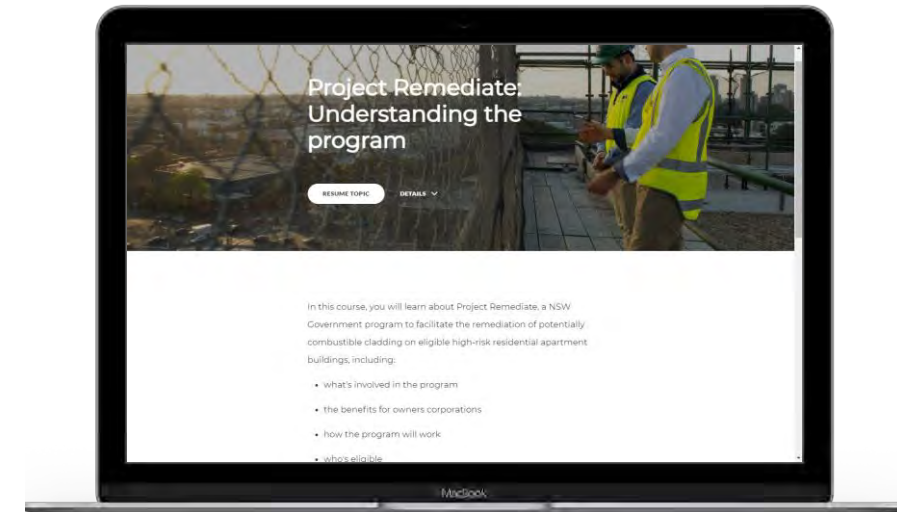
Buildings are occupied

- Safety of occupants, visitors and workers on all Project Remediate sites is a key objective
- All contractors on the site have responsibilities under the *Safe Work Act* and a possession of site protocol
- Managing Contractor is to minimise impact on resident amenity and safety
- Managing Contractor is to ensure clear communication with residents about works scheduling, hours, access etc.
- Online training module for all contractors to be developed

Compulsory learning modules

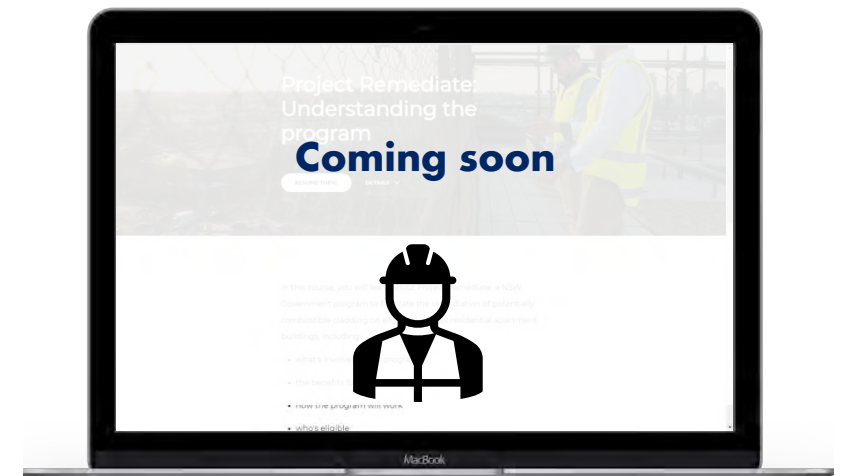
Tailored learning modules for all management staff of companies engaged on Project Remediate sites:

- Possession of site
- Australian Standards
- Design and Building Practitioner Act
- Project Remediate: Understanding the Program



Compulsory learning for all workers: possession of site

- All contractors will complete this training in order to work on Project Remediate sites.
- Course will have an extension module for management staff including documentation requirements for contractor registration and maintenance of worksite protocols.



Possession of site – learning outcomes

Possession of Site course will cover:

- Overview of Project Remediate
- Phasing of work conducted pre, during and after remediation work
- Working at heights – scaffold safety
- Fire risks
- Possession of Site Passport concept – possession can be withdrawn from contractors who breach safety requirements
- Incident reporting
- Site risk assessment framework
- Working on occupied sites - Working with Children Check

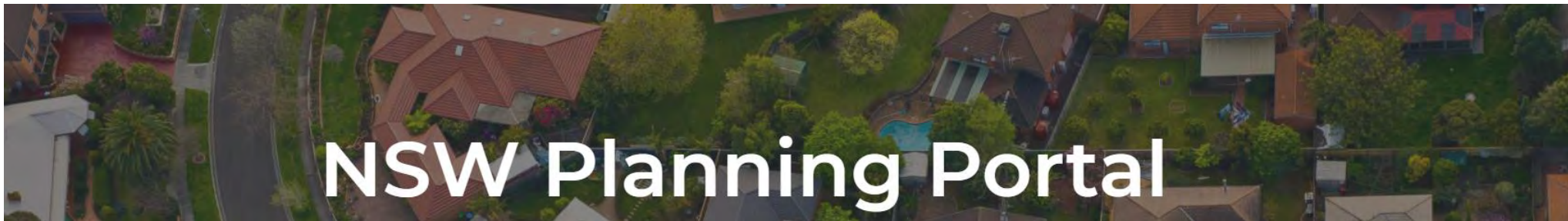


Program outcomes









Design and Building Practitioners Act 2020

- All cladding remediation work on class 2 buildings and buildings with a class 2 part must have declared designs.
- Designs and declarations must be entered on the NSW Planning Portal
- Regulated designs will be audited by the regulator.



planningportal.nsw.gov.au

Project Remediate remediation approach

-  Detailed early investigation to confirm inclusions and costings and comply with D&BP Act
-  Will meet CPSP recommendations as well as council/consent authority requirements
-  No additional ongoing fire safety requirements related to cladding
-  Fully insurable with no additional premium or carve outs
-  Remediation Assurance Certificate confirms work completed to program standards
-  Program support: oversight, local government liaison, programming, customer service

Alternative remediation risks



Potential scope creep if initial investigation is limited



Performance solutions may include ongoing maintenance requirements under a Fire Safety Schedule



Retaining cladding may incur additional insurance premiums or exclusions



Certification to council requirements but no remediation certificate



Owners corporations directly manage the work with no assistance

Remediation Assurance Certificate



- Issued by the Assurer allocated to each of the buildings within Project Remediate at the successful conclusion of the remediation project.
- The issuance of a Remediation Assurance Certificate will be dependant on:
 - The collection of certificates for each façade system or façade element used in the remediation (e.g. materials warranties).
 - Assurer's consideration of installation methodology.
- The Remediation Assurance Certificate is provided to the Owners Corporation and can be used to satisfy council or insurer requirements.

Global Façade Consultant – Pattern book




Global Façade Consultant

- Provide essential advice to guide the remediation work.
- Guide the design and procurement of suitable façade remediation solutions in consultation with the:
 - managing contractor,
 - Cladding Product Safety Panel,
 - design teams engaged for each remediation project.
- Building assessment contractors and design teams will investigate the cladding and wall assembly methods of each building and provide reports and design documentation to the GFC.



Design methodology and pattern book iteration

- Global Façade Consultant develops the pattern book for use across the program
- Building specific designs are developed pre-procurement not post-procurement
- Utilises best practice solutions not just compliance with standards
- Pattern book is iterated as remediation progresses
- Will be made available to industry for broader use



Pre-existing building defects

Management process within Project Remediate



Façade system defects

- Will be **fixed** as part of Project Remediate e.g.
 - window casings
 - slab edges
 - cavity barriers
 - moisture barriers
 - items with debris potential (in case of façade fire)



Other wall system defects

- Will be **documented** and included in investigation report
- Report is made available to owners, council and the NSW Planning Portal



Other fire safety defects

- If FRNSW observes any other defects in a fire safety system it will **report** these to council



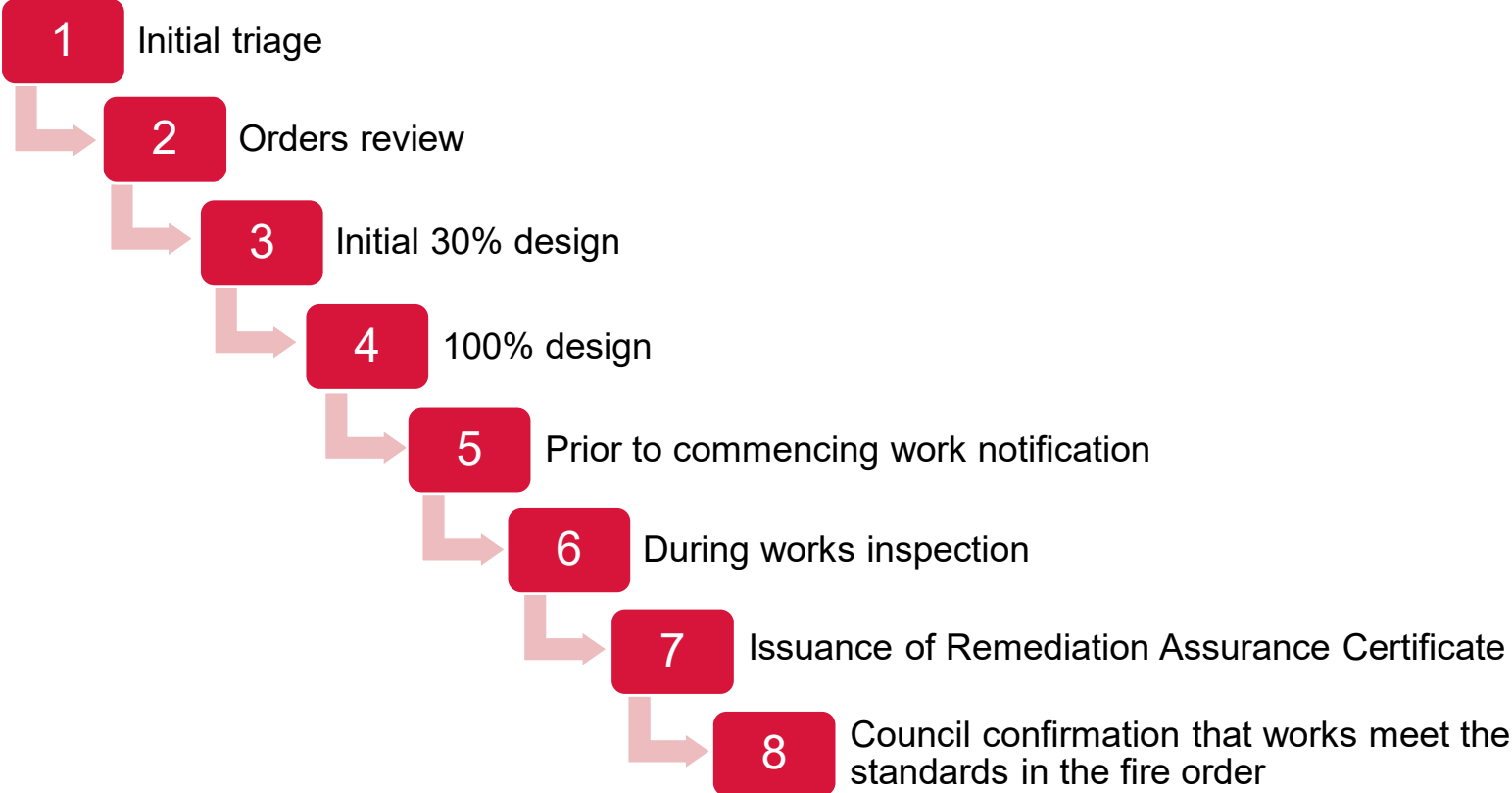
Misconduct by practitioners

- Evidence of the following will be referred to NSW Fair Trading for consideration:
 - Certificates issued where work is non-compliant
 - Work performed by unlicensed contractors
 - Improperly completed work.

Working with consent authorities



How Office of Project Remediate works with consent authorities



More information

nsw.gov.au/project-remediate

projectremediate@customerservice.gov.au

